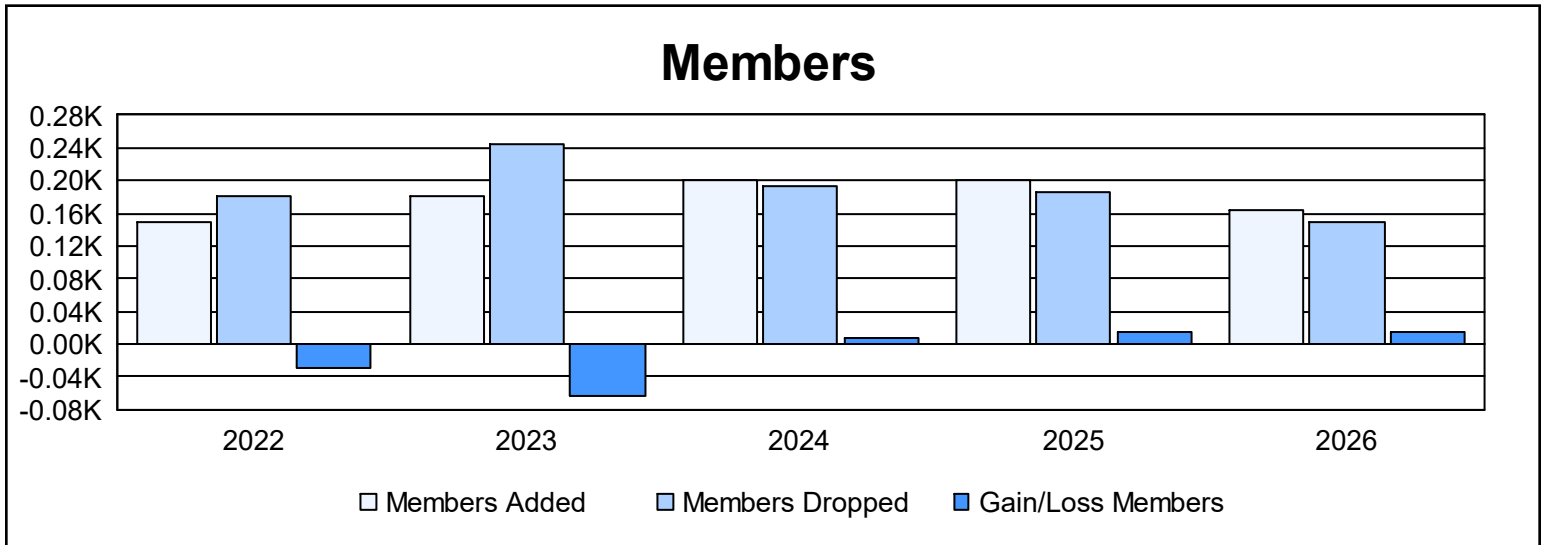
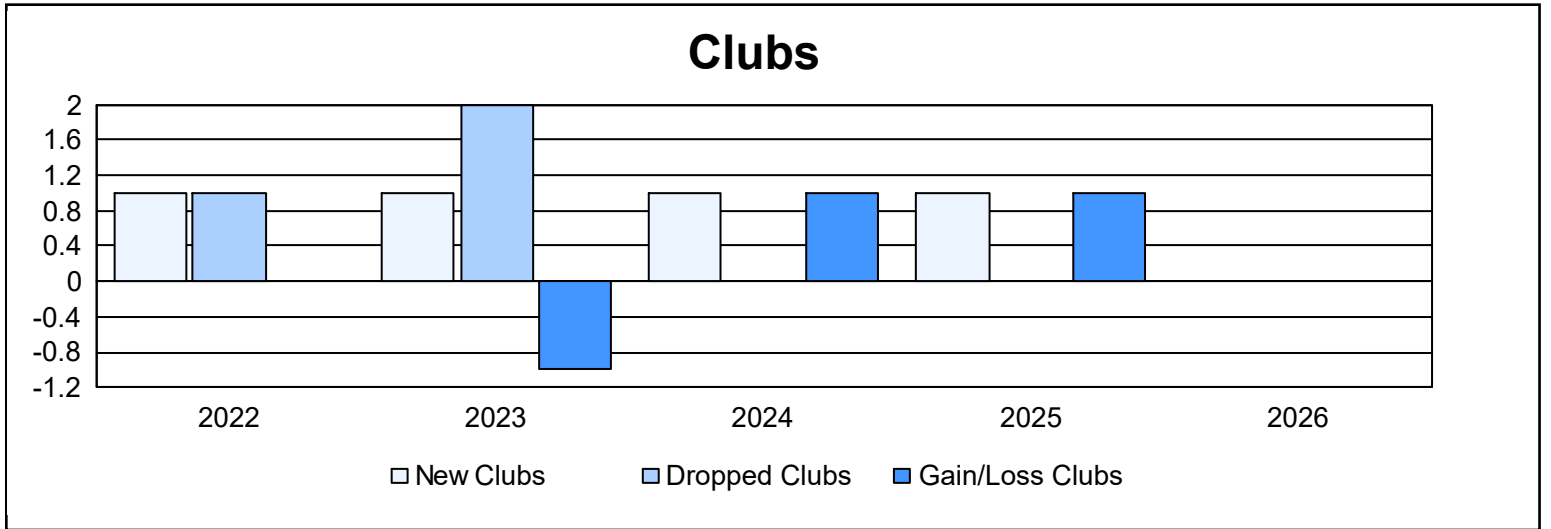
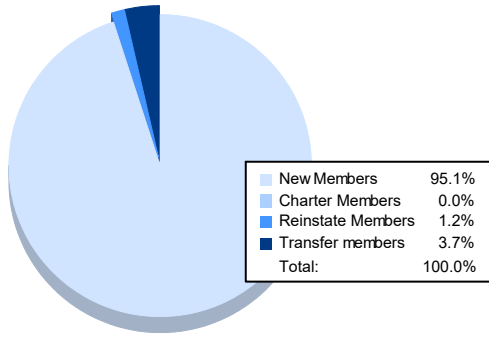


Year	New Clubs	Dropped Clubs	Gain/ Loss Clubs	New Members	Charter Members	Reinstate Members	Transfer Members	Total Member Added	Total Members Dropped	Gain/ Loss Members
2021-2022	1	1	0	120	25	1	4	150	180	-30
2022-2023	1	2	-1	150	24	1	6	181	245	-64
2023-2024	1	0	1	155	26	5	14	200	192	8
2024-2025	1	0	1	151	37	3	9	200	186	14
2025-2026	0	0	0	156	0	2	6	164	150	14
<b>Average</b>	<b>1</b>	<b>1</b>	<b>0</b>	<b>146</b>	<b>22</b>	<b>2</b>	<b>8</b>	<b>179</b>	<b>191</b>	<b>-12</b>



### Membership Composition May 2026 Cumulative



### Gender Composition May 2026 Cumulative

